Copyrighted Material - Reproduction Prohibited

PART I: The fourth position

A: The first finger stops the perfect fifth above the open string



CHAPTER 1: Studies in the 4th position

1 How is the 4th position found in keys which contain the perfect fifth above the open string?

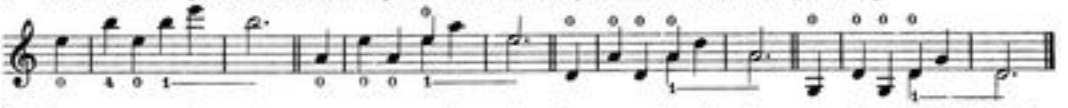

2 Four note exercises. These exercises are at first only to be practised in those keys (attitudes) in which the first finger stops the perfect fifth above the open string. The positions of the fingers for the flat keys indicated are then to be practised together with work on studies 33 to 36. The appropriate exercises should furthermore be played in attitudes corresponding to the keys of the practice-pieces as a preliminary exercise to the latter. Within the exercises the key is to be recognised by the signature; some sections however belong to several keys, such as , which can occur in D major, B minor and A major. The key required should be found on all strings.



The same exercise on the other strings *(in each case all three bars of the above four note exercises are to be played)*



© 1950 Schott & Co. Ltd., London
English Edition: © 1958 Schott & Co. Ltd., London

Das widerrechtliche Kopieren von Noten ist gesetzlich verboten und kann zivil- und strafrechtlich verfolgt werden.
Unauthorised copying of music is forbidden by law, and may result in criminal or civil action.