

Schule für Tenorposaune

Volume 2

Méthode de Trombone Ténor

Method for Tenor Trombone

Branimir Slokar - Marc Reift

EMR 105B

EMR 105A

Schule für Tenorposaune Vol. 1
Méthode de Trombone Ténor Vol. 1
Method for Trombone Tenor Vol. 1

EMR 105B

Schule für Tenorposaune Vol. 2
Méthode de Trombone Ténor Vol. 2
Method for Trombone Tenor Vol. 2

EMR 105C

Schule für Tenorposaune Vol. 3
Méthode de Trombone Ténor Vol. 3
Method for Trombone Tenor Vol. 3

EMR 105D

Vollständige Schule für Tenorposaune
Méthode de Trombone Ténor complète
Complete Method for Trombone Tenor

48

Einspielübungen (1) / Mise en train (1) / Warm-ups (1)
(auswendig) (par cœur) (by heart)

①

Ab jetzt ist es nötig, jeden Tag
einige Einspielübungen zu machen.

A partir de ce moment, il est
nécessaire de faire chaque jour
quelques exercices de mise en train.

From now on it is necessary to
warm up each day.

Mit Mundstück.

Avec l'embouchure.

With the mouthpiece.



②

Mit Instrument.

Avec l'instrument.


With the instrument.



③


1. Pos.

2. Pos.




3. Pos.

4. Pos.



5. Pos.

6. Pos.



7. Pos.



EMR 105

④

1. Pos. 2. Pos. 3. Pos. 4. Pos.

mf

5. Pos. 6. Pos. 7. Pos.

⑤

1. Pos. 2. Pos. 3. Pos. 4. Pos.

mf

⑥

5. Pos. 6. Pos. 7. Pos.

D – Dur / Ré majeur / D major

①

Tonleitern und Dreiklänge müssen auswendig gelernt werden. Die Notennamen eintragen.

Gammes et arpèges doivent être appris par cœur. Inscrire le nom des notes.

Scales and arpeggios must be learnt by heart and played from memory. Write in the names of the notes.

②

③

Die Sekunde La seconde The second

④

Die Terz

La tierce

The third

⑤

Die Quarte

La quarte

The fourth

⑩

Down by the Riverside (Traditional)

Diese Melodie soll auswendig gelernt werden.

Cette mélodie devra être apprise par cœur.

This melody must be learned by heart.

Choral

My Bonnie (Traditional)

⑪

St. Anthony Choral (J. Haydn)

⑫

⑬

Komposition / Composition

①

Tonleitern und Dreiklänge müssen auswendig gelernt werden.

Gammes et arpèges doivent être appris par cœur.

Scales and arpeggios must be learnt by heart and played from memory.

Die Notennamen eintragen.

Inscrire le nom des notes.

Write in the names of the notes.

Musical notation for exercise 1 on page 69, featuring scales and arpeggios in E major across four staves. The notation includes various rhythmic values and accidentals, with some notes marked with '7' for fingering.

②

Musical notation for exercise 2 on page 69, featuring scales and arpeggios in E major across three staves. The notation includes various rhythmic values and accidentals, with some notes marked with '7' for fingering.

③

Die Sekunde

La seconde

Th

Musical notation for exercise 3 on page 69, featuring a second interval exercise across five staves. The notation includes various rhythmic values and accidentals, with some notes marked with '7' for fingering.

①

Mit Mundstück.

Avec l'embouchure.

With the mouthpiece.

Musical notation for exercise 1 on page 77, featuring scales and arpeggios in E major across four staves. The notation includes various rhythmic values and accidentals, with some notes marked with '7' for fingering.

②

Mit Instrument.

Avec l'instrument.

With the instrument.

Musical notation for exercise 2 on page 77, featuring scales and arpeggios in E major across four staves. The notation includes various rhythmic values and accidentals, with some notes marked with '7' for fingering.

③

1. Pos. 2. Pos.

3. Pos. 4. Pos.

5. Pos. 6. Pos.

7. Pos.

1. Pos. 2. Pos. 3. Pos. 4. Pos.

5. Pos. 6. Pos. 7. Pos.

1. Pos. 2. Pos.

3. Pos. 4. Pos.

5. Pos. 6. Pos. 7. Pos.

1. Pos. 2. Pos.

3. Pos. 4. Pos.

5. Pos. 6. Pos.

7. Pos.

①

Tonleitern und Dreiklänge müssen auswendig gelernt werden.
Die Notennamen eintragen.

Gammes et arpeggios doivent être appris par cœur.
Inscrire le nom des notes.

Scales and arpeggios must be learnt by heart and played from memory.
Write in the names of the notes.

②

③

④

Die Sekunde La seconde The second

⑤

Die Terz

La tierce

The third

Musical notation for 'Die Terz' (The third) in bass clef, 4/4 time. It consists of five staves of music. The first staff shows a sequence of eighth notes. The second staff has a '4' above a group of four notes. The third staff has '4' above groups of four notes. The fourth staff has '4' above groups of four notes. The fifth staff continues the sequence of eighth notes.

⑥

Die Quarte

La quarte

The fourth

Musical notation for 'Die Quarte' (The fourth) in bass clef, 4/4 time. It consists of four staves of music. The first staff shows a sequence of eighth notes. The second staff has '4' above a group of four notes and a '1' above a single note. The third staff has '4' above groups of four notes. The fourth staff has '4' above groups of four notes. The fifth staff continues the sequence of eighth notes.

①

C – Dur/Do majeur/C major

Musical notation for C major in bass clef, 4/4 time. It shows a sequence of notes with 'v' and 'v+' markings above them.

F – Dur/Fa majeur/F major

Musical notation for F major in bass clef, 4/4 time. It shows a sequence of notes with 'v' and 'v+' markings above them.

G – Dur/Sol majeur/G major

Musical notation for G major in bass clef, 4/4 time. It shows a sequence of notes with 'v' and 'v+' markings above them.

B – Dur/Sib majeur/Bb major

Musical notation for Bb major in bass clef, 4/4 time. It shows a sequence of notes with 'v' and 'v+' markings above them.

D – Dur/Ré majeur/D major

Musical notation for D major in bass clef, 4/4 time. It shows a sequence of notes with 'v' and 'v+' markings above them.

Es – Dur/Mib majeur/Eb major

Musical notation for Eb major in bass clef, 4/4 time. It shows a sequence of notes with 'v' and 'v+' markings above them.

A – Dur/La majeur/A major

Musical notation for A major in bass clef, 4/4 time. It shows a sequence of notes with 'v' and 'v+' markings above them.

As – Dur/Lab majeur/Ab major

Musical notation for Ab major in bass clef, 4/4 time. It shows a sequence of notes with 'v' and 'v+' markings above them.

E – Dur/Mi majeur/E major

Musical notation for E major in bass clef, 4/4 time. It shows a sequence of notes with 'v' and 'v+' markings above them.

C-Dur/Do majeur/C major

②



Die Übung (Nr. 2) in F-Dur, G-Dur,
B-Dur, D-Dur, Es-Dur, A-Dur,
As-Dur, E-Dur.

Reprendre l'exercice (No. 2) en fa
majeur, sol majeur, sib majeur,
ré majeur, mi majeur, la majeur,
lab majeur, mi majeur.

Repeat the study (no. 2) in F major,
G major, Bb major, D major,
Eb major, A major, Ab major,
E major.

Der Musiklehrer wählt für seinen
Schüler einige Übungen und
Melodien aus den vorhergehenden
Seiten.

Le professeur choisira à l'intention
de son élève quelques exercices et
mélodies dans les pages précédentes.

The teacher will choose a few studies
and melodies from the preceding pages
for the student.


Alle auswendig gelernten Melodien
wiederholen.

Répéter toutes les melodies apprises
par cœur.

Repeat all melodies learning each by
heart.

Man kann nie langsam genug üben!
On ne travaille jamais assez lentement!
People never practise slowly enough!

EMR 105



Philippe Schweizer

**TOUJOURS DÉCONTRACTÉ MAIS PAS TROP!
IMMER LOCKER, ABER NICHT ÜBERTREIBEN!
ALWAYS RELAXED, BUT NOT TOO MUCH!**