

# BOOGIE RHYTHMS

**B**oogie rhythms on string instruments are mostly adapted from piano patterns and make excellent accompaniments to vocals and solos alike. They can be extremely simple and repetitive or dressed up a bit. In this chapter, we'll look at several different examples that suit the ukulele well.

While open-string boogie rhythms on the guitar lay best in the keys of E and A, the key of C is the most accessible on the ukulele. Notice in the following example that, while an open-string position is not available for the IV (F) chord, one is available for the V (G) chord but was not used in order to maintain a consistent sound on the same strings between the IV and V changes.

**Performance Tip:** For the IV and V changes, utilize the fret-hand index, ring, and pinky fingers, with the pinky handling the 6th and 7th notes.



TRACK 11

Moderate Shuffle ♩ = 90 (♩ = ♩♩)

C5 C6 C7 C6 C5 C6 C7 C6 C5 C6 C7 C6

C5 C6 C7 C6 F5 F6 F7 F6 F5 F6 F7 F6

C5 C6 C7 C6 C5 C6 C7 C6 G5 G6 G7 G6

F5 F6 F7 F6 C5 C6 C7 C6 C5 C6 C7 C6

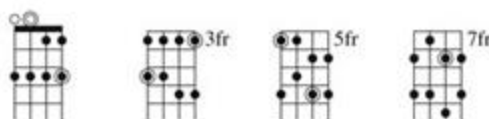
# THE MINOR PENTATONIC SCALE

Due to the comparative tuning on strings 1–3, minor pentatonic “boxes” similar to the guitar may be played on the ukulele. Note that string 4 has been included, though the raised octave produces a unique sound and should be applied accordingly.

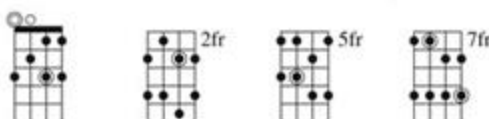
**Performance Tip:** The keys of C, G, A, E, and D are the most advantageous for the blues. However, any of the “boxes” that do not contain open strings may be moved to other keys as well.

○ = Root

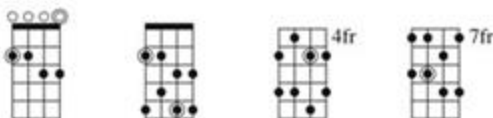
## C Minor Pentatonic Scale (C–E<sup>b</sup>–F–G–B<sup>b</sup>)



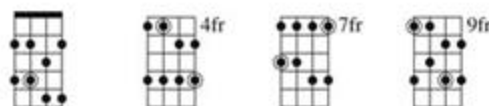
## G Minor Pentatonic Scale (G–B<sup>b</sup>–C–D–F)



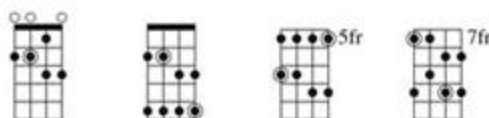
## A Minor Pentatonic Scale (A–C–D–E–G)



## E Minor Pentatonic Scale (E–G–A–B–D)



## D Minor Pentatonic Scale (D–F–G–A–C)



# CONTENTS

	PAGE	TRACK
INTRODUCTION .....	4	
History of the Ukulele in the Blues.....	4	
The Tuning .....	4	
CHORD COMPING .....	5	
12-Bar Blues .....	5	1–6
8-Bar Blues.....	10	7–8
Minor Blues.....	11	9–10
BOOGIE RHYTHMS .....	13	11–20
THE MINOR PENTATONIC SCALE .....	20	
THE MAJOR PENTATONIC SCALE .....	21	
THE BLUES SCALE .....	22	
THE COMPOSITE BLUES SCALE .....	23	
STRING BENDING .....	24	21–25
CLASSIC BLUES LICKS .....	26	26–30
MIXOLYDIAN DOUBLE STOPS: 6THS .....	28	
MIXOLYDIAN DOUBLE STOPS: 3RDS .....	29	
INTROS AND TURNAROUNDS .....	30	31–35
RIFF BLUES .....	31	36–43
BLUES SOLOS .....	37	44–48
FINGERSTYLE BLUES .....	41	49–53
UKULELE SLIDE BLUES .....	45	54–56
UKULELE NOTATION LEGEND .....	48	

The **HAL LEONARD BLUES UKULELE METHOD** is your complete guide to learning blues ukulele. This book teaches you the basics of blues rhythm and lead ukulele using authentic techniques and concepts. The accompanying CD contains demo tracks for every example in the book.




### INCLUDES:

- Chord Comping
- Boogie Rhythms
- Pentatonic and Blues Scales
- String Bending
- Classic Blues Licks & Riffs
- Double Stops
- Intros and Turnarounds
- Blues Solos
- Fingerstyle Blues
- Ukulele Slide Blues
- Blues Ukulele History
- Much More!

### ALSO AVAILABLE:



**HAL LEONARD  
UKULELE  
METHOD BOOK 1**  
(HL00695832)



**101 UKULELE LICKS**  
(HL00696373)

Book \$6.99, CD \$8.00 • **Pkg U.S. \$14.99**

Parts not sold separately



8 84088 63902 0

HL00696617

 **HAL LEONARD®**

ISBN 978-1-4584-2271-2



9 781458 422712

BY DAVE RUBIN