

STRUM AND PICK PATTERNS

This chart contains the suggested strum and pick patterns that are referred to by number at the beginning of each song in this book. The symbols \sqcap and \vee in the strum patterns refer to down and up strokes, respectively. The letters in the pick patterns indicate which right-hand fingers play which strings.

p = thumb
i = index finger
m = middle finger
a = ring finger

For example; Pick Pattern 2
 is played: thumb - index - middle - ring

Strum Patterns

1	$\frac{4}{4}$	\sqcap \vee \sqcap \vee \sqcap \vee \sqcap \vee
2	$\frac{4}{4}$	\sqcap \vee \sqcap \vee \sqcap \vee \sqcap \vee
3	$\frac{4}{4}$	\sqcap \vee \sqcap \vee \sqcap \vee \sqcap \vee
4	$\frac{4}{4}$	\sqcap \vee \sqcap \vee \sqcap \vee \sqcap \vee
5	$\frac{4}{4}$	\sqcap \vee \sqcap \vee \sqcap \vee \sqcap \vee
6	$\frac{4}{4}$	\sqcap \vee \sqcap \vee \sqcap \vee \sqcap \vee
7	$\frac{3}{4}$	\sqcap \vee \sqcap \vee \sqcap \vee
8	$\frac{3}{4}$	\sqcap \vee \sqcap \vee \sqcap \vee
9	$\frac{3}{4}$	\sqcap \vee \sqcap \vee \sqcap \vee
10	$\frac{2}{4}$	\sqcap \vee \sqcap \vee

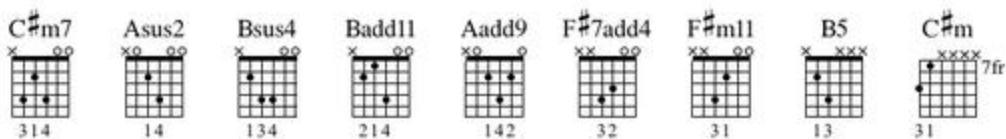
Pick Patterns

1	$\frac{4}{4}$	T A B p a m p a m
2	$\frac{4}{4}$	T A B p i m a p i m a
3	$\frac{4}{4}$	T A B p i a m p i a m
4	$\frac{4}{4}$	T A B p i a p i m a
5	$\frac{4}{4}$	T A B p i a m p i a m
6	$\frac{4}{4}$	T A B p i a m p i a m
7	$\frac{3}{4}$	T A B p i a m p i a m
8	$\frac{3}{4}$	T A B p i a m
9	$\frac{3}{4}$	T A B p i m a m i
10	$\frac{2}{4}$	T A B p i a

You can use the 3/4 Strum and Pick Patterns in songs written in compound meter (6/8, 9/8, 12/8, etc.). For example, you can accompany a song in 6/8 by playing the 3/4 pattern twice in each measure. The 4/4 Strum and Pick Patterns can be used for songs written in cut time (♩) by doubling the note time values in the patterns. Each pattern would therefore last two measures in cut time.

Best of You

Words and Music by David Grohl, Christopher Shiflett, Oliver Taylor Hawkins and Nate Mendel



Strum Pattern: 1, 3

Pick Pattern: 2, 3

Verse

Moderately fast Rock

N.C. C#m7 Asus2

mf

1. I've got an-oth-er con-fes - sion to make: _ I'm _ your fool. _

TAB: 4 4 4 4 4 4 4 0 0 0 2 2 0 2 2 0 0 0 0 0 0 0 0 0 2 2 2 2

C#m7 Asus2

Ev - 'ry - one's got their chains _ to break _ hold - ing you. _

TAB: 0 4 4 4 4 4 4 0 0 2 2 0 2 2 0 0 0 0 0 0 0 0 2 2 2 2

Bsus4 Asus2

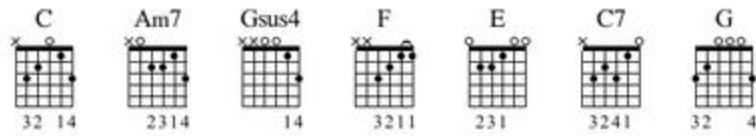
Were you born to re - sist, _____ or be _ a - bused? _____

TAB: 0 0 0 0 0 0 2 0 4 4 4 4 0 2

Copyright © 2005 MJ Twelve Music, I Love The Punk Rock Music, Living Under A Rock Music and Flying Earform Music
 All Rights for MJ Twelve Music and I Love The Punk Rock Music Administered Worldwide by Songs Of Kobalt Music Publishing
 All Rights for Living Under A Rock Music Administered Worldwide by Kobalt Songs Music Publishing
 All Rights for Flying Earform Music Administered by BMG Rights Management (US) LLC
 All Rights Reserved Used by Permission

Big Me

Words and Music by David Grohl



Strum Pattern: 2, 6
Pick Pattern: 4

Intro
Moderately

C **Am7**

mf

TAB

Gsus4 **F** **C**

Am7 **Gsus4** **F**

1. When I

Verse

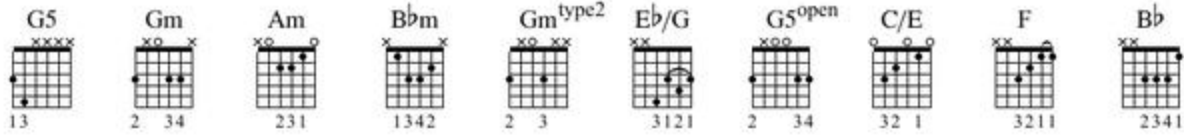
C **Am7** **Gsus4** **F**

talk a - bout it, car - ried on, rea - sons on - ly new. When I

2. See additional lyrics

All My Life

Words and Music by David Grohl, Christopher Shiflett, Oliver Taylor Hawkins and Nate Mendel



Strum Pattern: 6
Pick Pattern: 4

Intro
Moderately fast Rock

G5 *Play 8 times*

mf All my life I've been search - ing for some - thing. Some -

TAB

0 0 0 0 0 0 | 3 3 3 3 3 3 | 3 3 3 3 3 3

- thing nev - er comes, nev - er leads to noth - ing. Noth - ing sat - is - fies, but I'm

(3) 3 3 3 3 3 3 | 3 3 3 3 3 3 | 3 3 3 3 3 3

get - ting close, _ clos - er to the prize _ at the end of the rope. _

3 3 3 3 | 3 2 2 2 0 0 0 | 0 0 0 0 3

All night long I dream _ of the day. _ When _ it comes a - round and it's

1 1 3 0 0 | 0 0 0 3 1 | 1 1 1 3 0 0